

## **PUBLIC OPINION POLL (VCIOM): MARCH – APRIL 2019**

VCIOM-Sputnik daily survey results. The survey method is stratified dual-frame sample consisted of telephone interviews. The sample is based on a complete list of landline and mobile phone numbers operating in Russia and involves 1,600 persons. The data were weighted for the probability of selection and reflect social and demographic characteristics. The margin of error at a 95% confidence level does not exceed 2.5%.

### **CONTENT:**

#### **Politics**

5 years since the Crimea and Russia united: opinion of Crimeans

#### **Social and economic issues**

Gender equality in Russia: an ideal or a false target?

Fake news: opinion of Russians on the new law

#### **Life style**

Online voting: for or against it?

## POLITICS

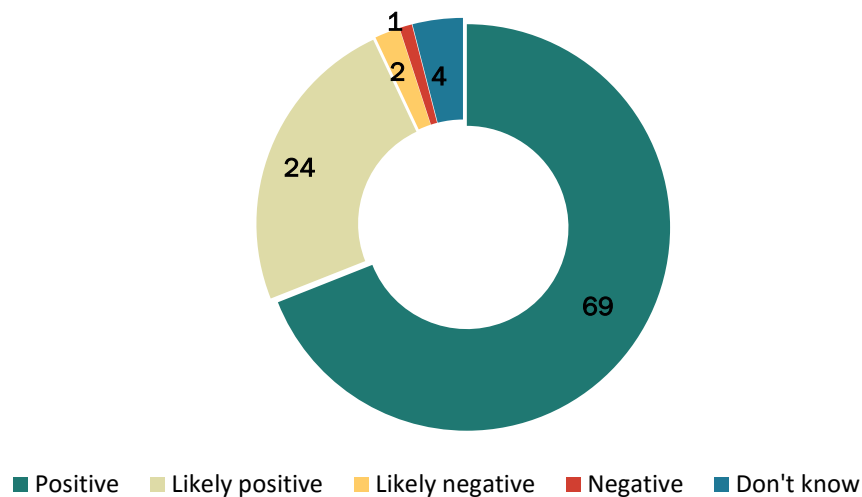
5 years since the Crimea and Russia united: opinion of Crimeans  
The Crimea: 5 years together with Russia

### 5 YEARS HAVE PASSED SINCE THE CRIMEA AND RUSSIA UNITED: THE OPINION OF CRIMEANS

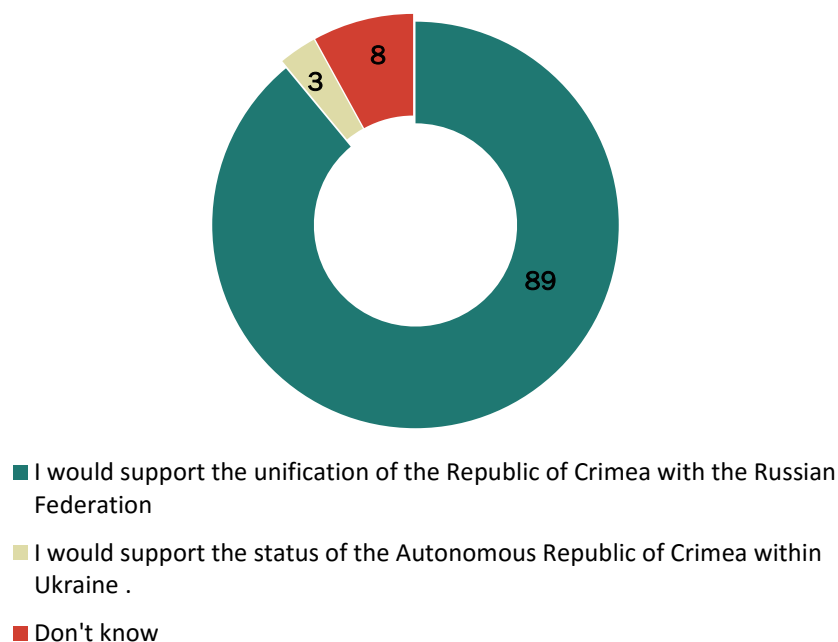
March 10, 2019

*The survey involved the Crimea residents aged 18 and over. The survey was telephone based and carried out using stratified dual-frame random sample (1,600 respondents) from a complete list of landline and mobile phone numbers operating in Crimea.*

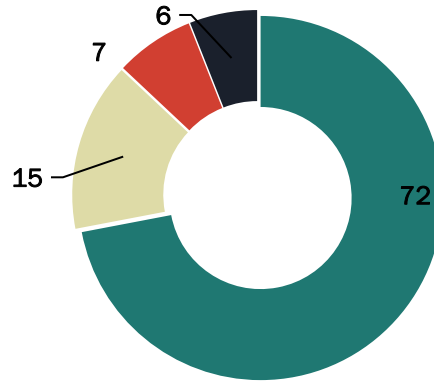
The majority of Crimean Republic residents (93%) perceive positively that Crimea and Russia are united again. Three-quarters (72%) of respondents say that the reunification of Crimea with Russia had a positive impact on their lives and the lives of their families. On the contrary, 7% of respondents believe that the reunification of Crimea with Russia had a negative impact on their lives.



**Figure 1.** What is your overall assessment of Crimea's reunification with the Russian Federation: positive or negative? (closed-ended question, one answer, % of all respondents)

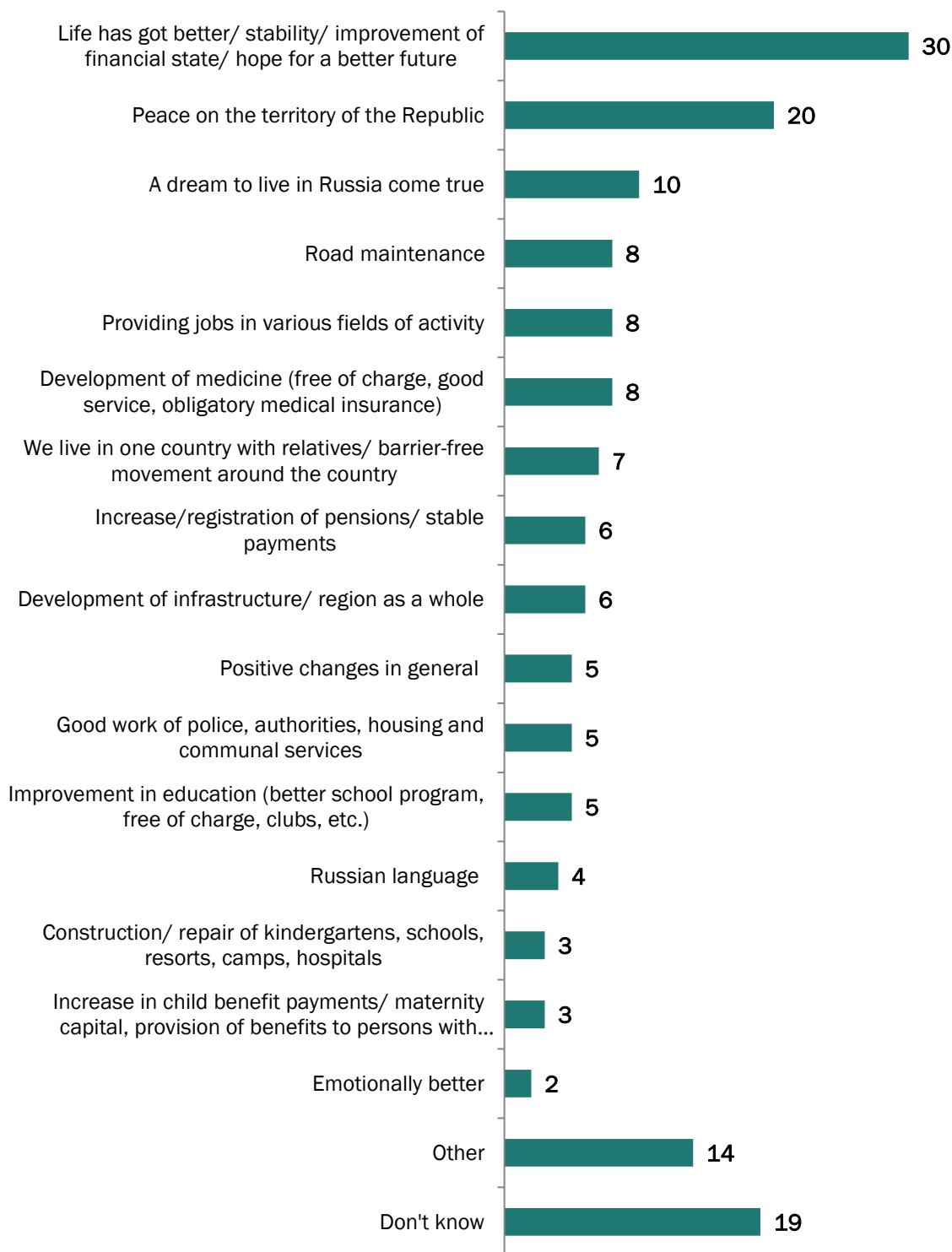


**Figure 2.** In March of 2014, a referendum on the future of Crimea was held. If a referendum was held next Sunday with the same questions as five years ago, which option would you choose? (closed-ended question, one answer, % of all respondents)

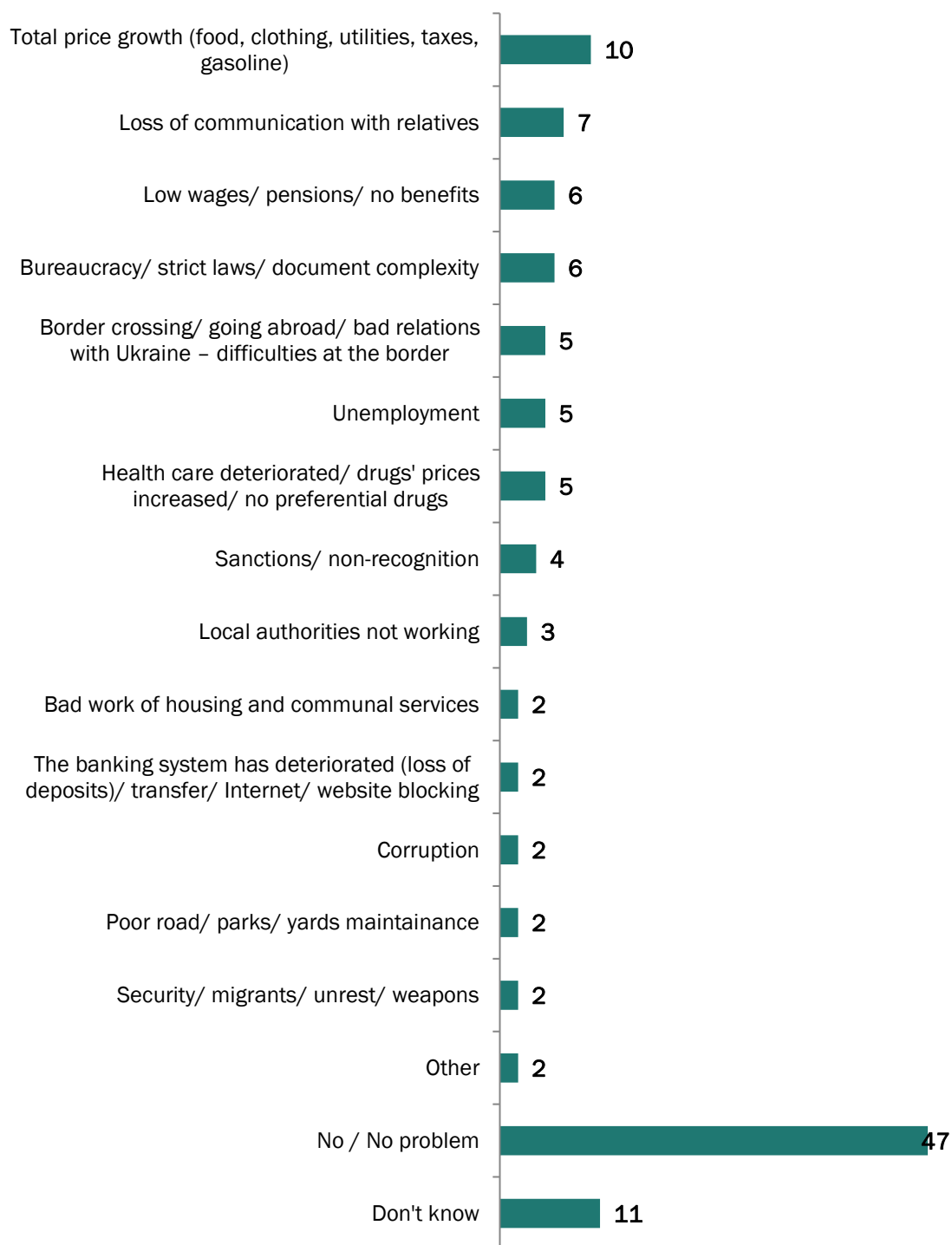


■ Affected positively ■ Not affected ■ Affected negatively ■ Don't know

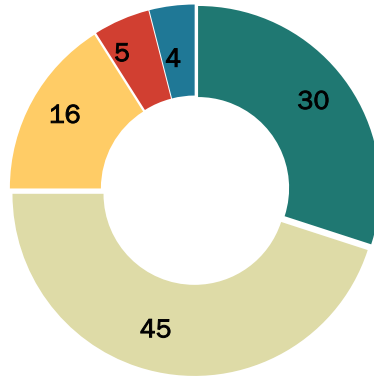
**Figure 3.** Did the reunification of Crimea with Russia affected or did not affected your life, the life of your family, and if it did, how: positively or negatively? (closed-ended question, one answer, % of all respondents)



**Figure 4.** What were the positive consequences from the reunification of Crimea with Russia for you and your family? (open-ended question, five possible answers, % of all respondents, there are answers in the list given by not mere than 2% of respondents)



**Figure 5.** What were the negative consequences from the reunification of Crimea with Russia for you and your family? (open-ended question, five possible answers, % of all respondents, there are answers in the list given by not mere than 2% of respondents)



■ Satisfied ■ Likely satisfied ■ Likely not satisfied ■ Not satisfied ■ Don't know

**Figure 6.** If we talk about the Republic as a whole, are you satisfied or not satisfied with the situation in the Republic? (*closed-ended question, one answer, % of all respondents*)

## SOCIAL AND ECONOMIC PROBLEMS

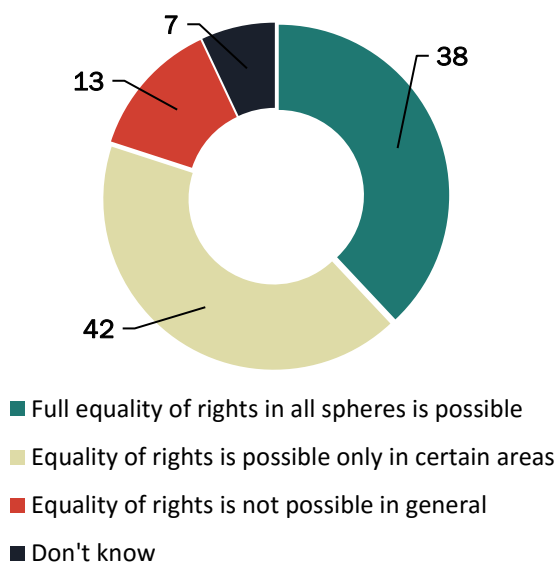
Gender equality in Russia: an ideal or a false target?

Fake news: opinion of Russians on the new law

### GENDER EQUALITY IN RUSSIA: AN IDEAL OR A FALSE TARGET?

March 10, 2019 r.

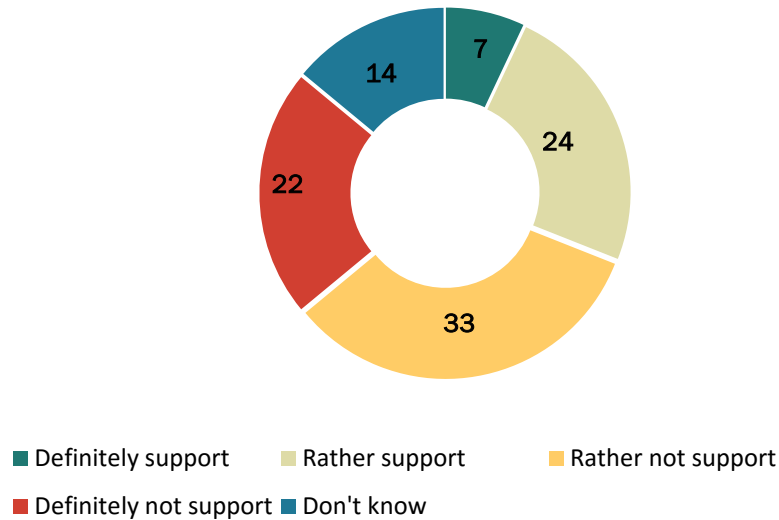
62% of Russians believe that it is necessary to strive for full equality of rights of men and women. 59% of respondents say that it is necessary to strive for full equality of duties between men and women. The feminist movement supported by 31% of Russians.



**Figure 1.** Do you think that equality between men and women is possible? (closed-ended question, one answer, % of all respondents)

**Table 1.** Do you think it is necessary to strive for full equality of rights/duties of men and women? (closed-ended question, one answer, % of all respondents)

Options	Rights	Duties
<i>Definitely yes</i>	22	20
<i>Rather yes</i>	40	39
<i>Rather not</i>	24	25
<i>Definitely not</i>	9	12
<i>Don't know</i>	5	4

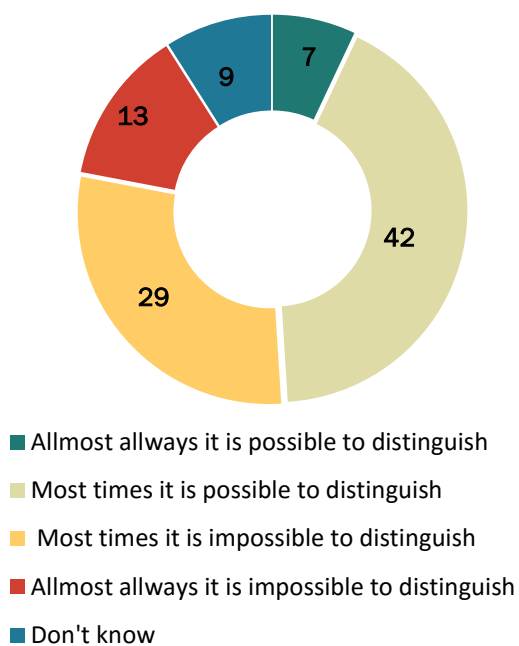


**Figure 2.** Feminism is a movement aimed at achieving equality in the political, economic, personal and social rights of women and men. How do you feel about feminism? (*closed-ended question, one answer, % of all respondents*)

### FAKE NEWS: OPINION OF RUSSIANS ON THE NEW LAW

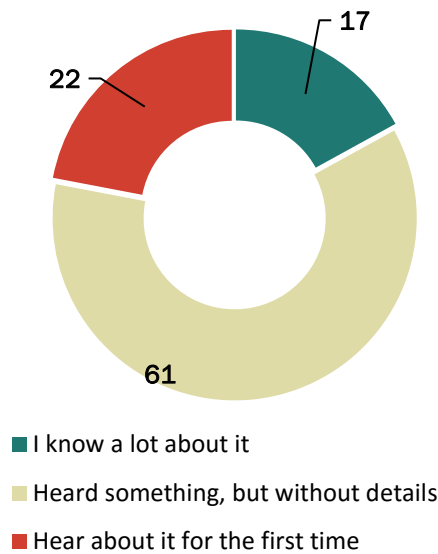
March 19, 2019.

78% of respondents know about the "fake news" law. 83% of Russians believe that our country needs such a law. 57% of our fellow citizens believe that after the law commencement fake news will be less.

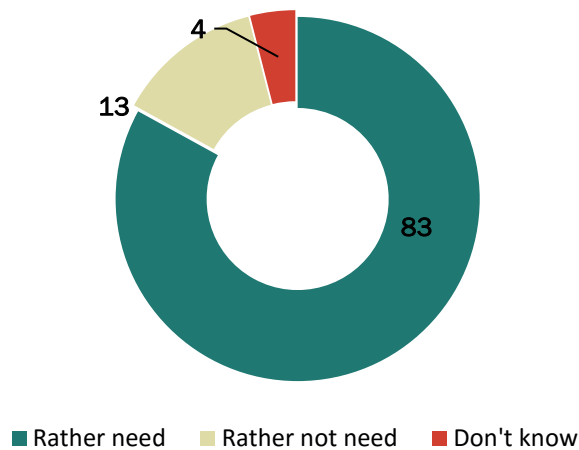




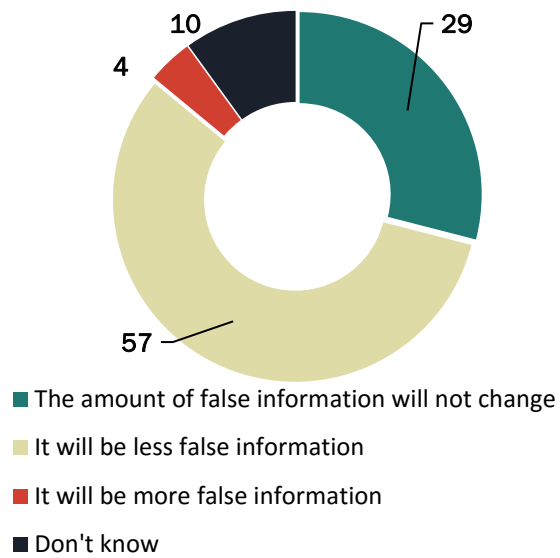
**Figure 3.** Do you think is it possible or is it impossible to distinguish false information from reliable in the media, or over the Internet? (closed-ended question, one answer, % of all respondents)



**Figure 4.** Do you know or may be heard about the so-called "fake news" law which provides punishment for dissemination of false information, or you hear about it for the first time? (closed-ended question, one answer, % of all respondents)



**Figure 5.** Do you think we need or do not need a law in our country, which provides a punishment for the dissemination of false information of public importance, which can pose a threat to life, health, property of citizens, the threat of violation of public order, under the guise of reliable messages? (closed-ended question, one answer, % of all respondents)



**Figure 6.** Do you think that after the commencement of this law, the amount of false information in the media and over the Internet will change or not? And, if it change, how: will it be less or more false information? (closed-ended question, one answer, % of all respondents)

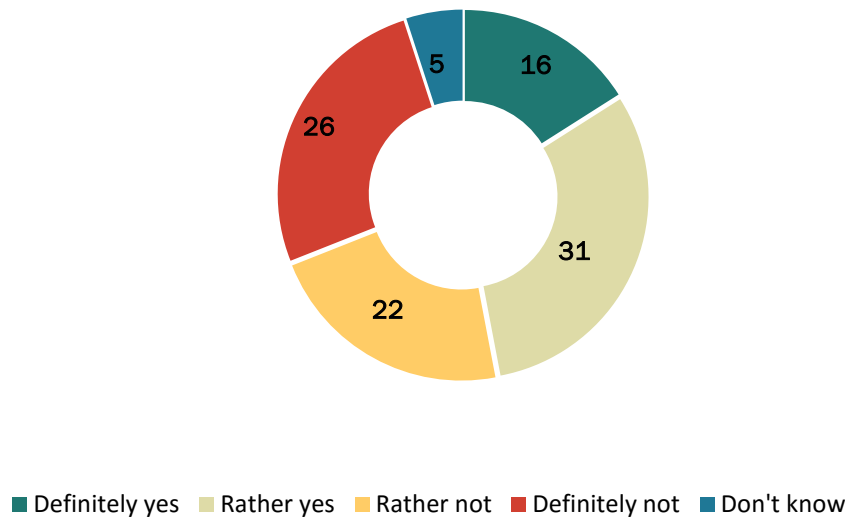
## LIFE STYLE

Online voting: for or against it?

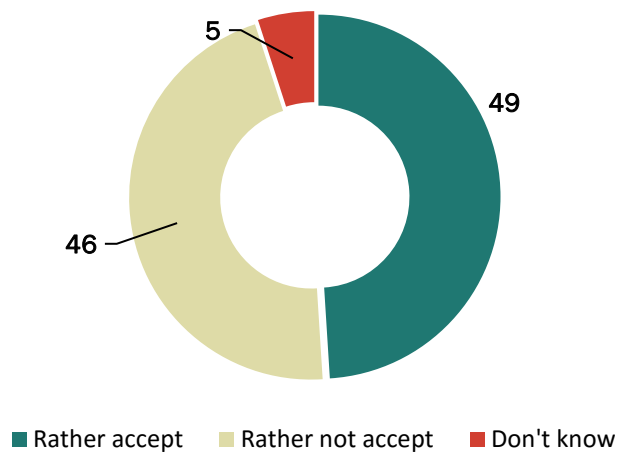
### ONLINE VOTING: FOR OR AGAINST IT?

March 17, 2019

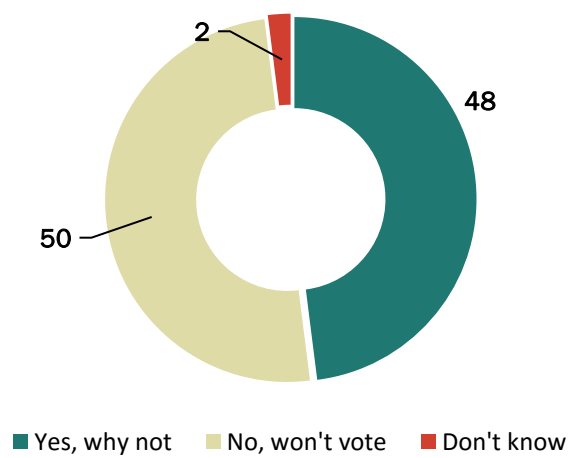
47% of Russians believe that it is necessary to allow people to vote via the Internet if they wish so. 48% are ready to vote via the Internet, if it will be such opportunity.



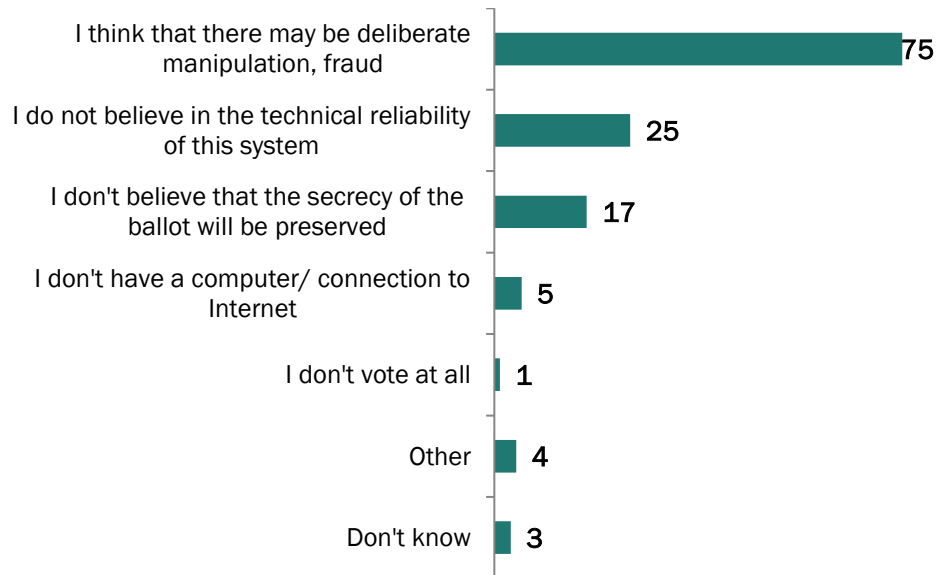
**Figure 1.** Our country often holds elections: federal, regional and local. Let's talk about voting via the Internet as voting method in elections. In some countries, it is allowed to vote remotely via the Internet. Do you think it is necessary in our country, along with the usual voting, to allow voting via the Internet for those who wish so? (*closed-ended question, one answer, % of all respondents*)



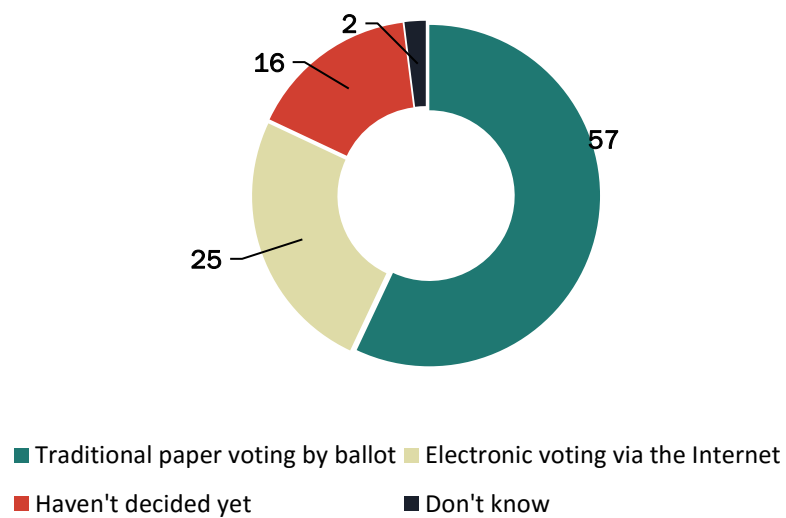
**Figure 2.** A number of initiatives to improve the electoral legislation are currently being discussed. How do you feel about the proposal to allow voters to vote remotely – via the Internet? (closed-ended question, one answer, % of all respondents)



**Figure 3.** If you had the opportunity to vote in elections using a computer via the Internet, would you agree to vote or not? (closed-ended question, one answer, % of all respondents)



**Figure 4.** Why wouldn't you vote in an election on a computer via the Internet? (closed-ended question, up to two answers, % of those respondents, which wouldn't vote via internet)



**Figure 5.** If at the next elections you will be asked officially to choose the method of voting, which one would you prefer? (closed-ended question, one answer, % of all respondents)