

OPINION MONITORING: NOVEMBER – DECEMBER 2018

VCIOM-Sputnik daily survey results. The survey method is stratified dual-frame sample consisted of telephone interviews. The sample is based on a complete list of landline and mobile phone numbers operating in Russia and involves 1,600 persons. The data were weighted for the probability of selection and reflect social and demographic characteristics. The margin of error at a 95% confidence level does not exceed 2.5%.

CONTENT:

Social and economic issues

Social justice in Russia

Lifestyle

Celebrating Sociologist's Day: Russians about surveys

Happiness: what makes Russians feel happy?

Culture, traditions, historical memory

Assigning names to Russian airports

SOCIAL AND ECONOMIC ISSUES

Social justice in Russia

SOCIAL JUSTICE IN RUSSIA

November 5, 2018

Over half of Russians (54%) believe that the level of social justice has not changed over the past year. According to 29% of respondents, the policies of the Russian authorities facilitate social justice in the Russian society. To build a fairer society, the government should combat corruption first (14% of respondents think so).

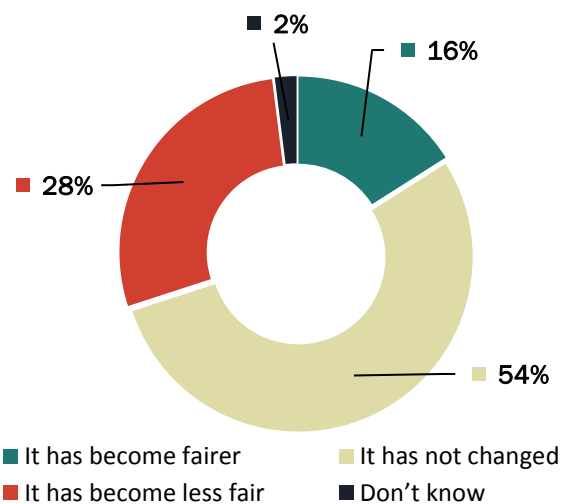


Figure 1. Has the Russian society become more or less fair over the recent year? Or has the level of social justice not changed? (closed-ended question, one answer, % of total respondents)

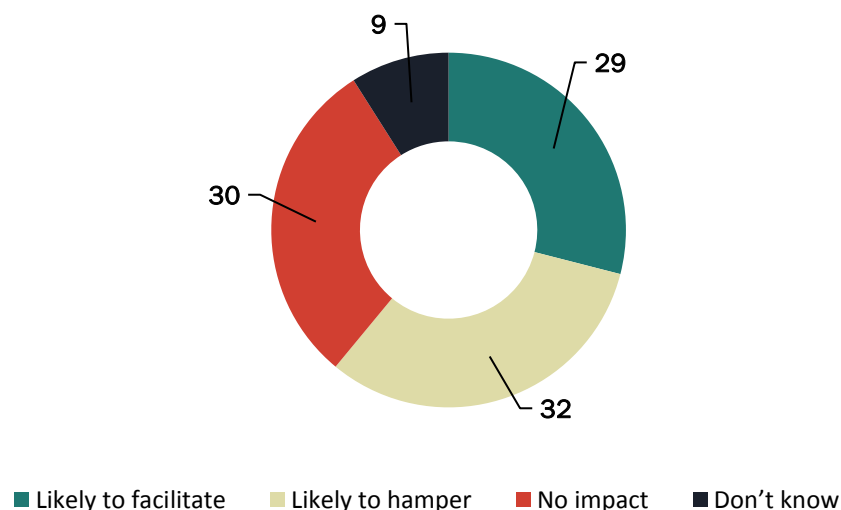


Figure 2. In your opinion, do the current policies of the Russian authorities facilitate or hamper social justice in the Russian society? (closed-ended question, one answer, % of total respondents)

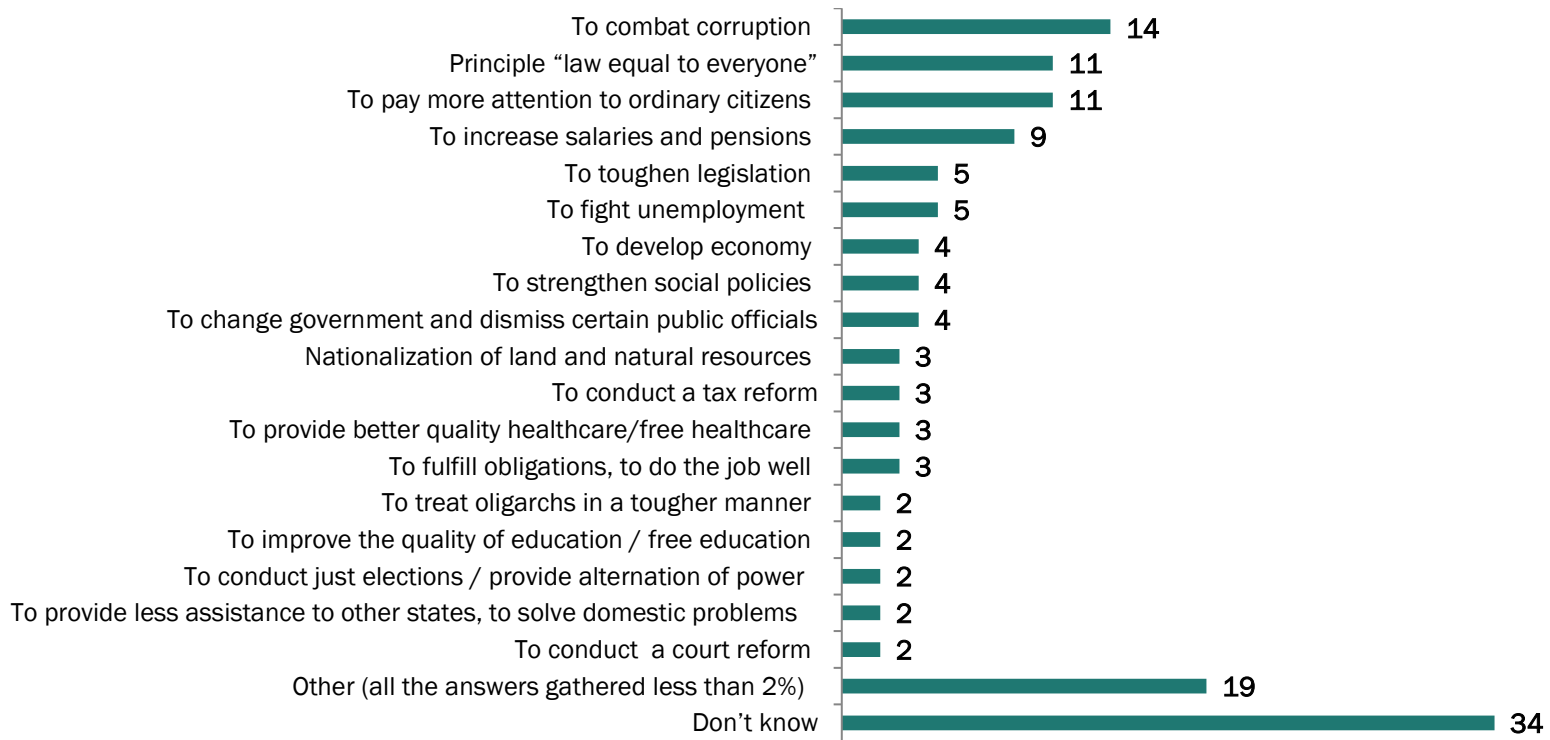


Figure 3. In your opinion, what should the government do to make our society more socially just? (open-ended question, up to 3 answers, % of total respondents)

LIFESTYLE

Celebrating Sociologist's Day: Russians about surveys

Happiness: what makes Russians feel happy?

CELEBRATING SOCIOLOGIST'S SAY: RUSSIANS ABOUT SURVEYS

November 8, 2018

Ninety-one percent of Russians consider that public opinion surveys are important. Fifty-eight percent believe that surveys reflect the actual situation in society.

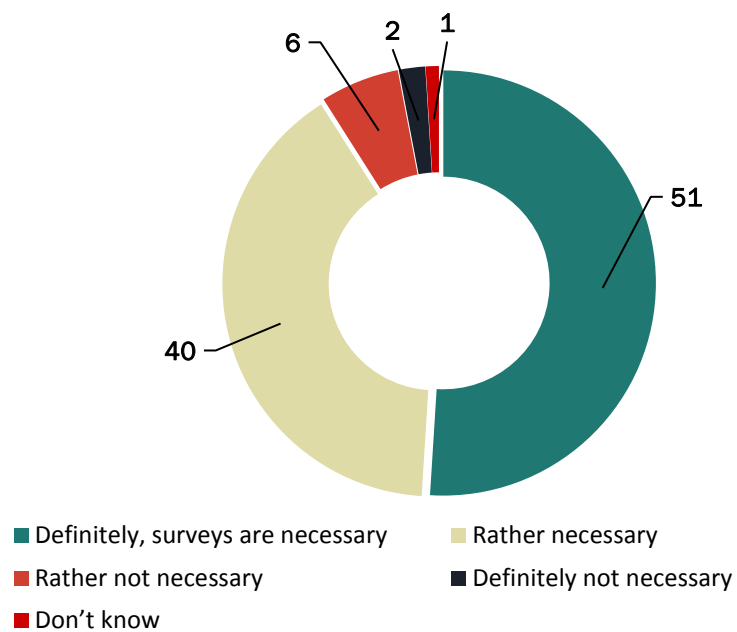


Figure 1. Various surveys are conducted today to study opinions on different topics. In your opinion, is it necessary to conduct surveys? (closed-ended question, one answer, % of total respondents)

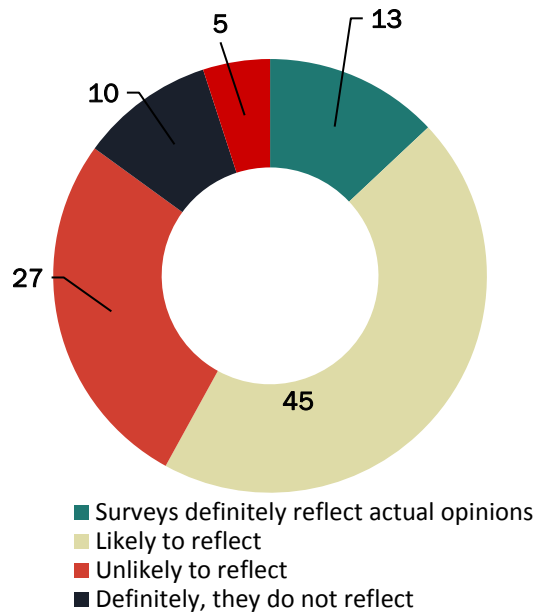


Figure 2. In your opinion, do the survey results generally reflect actual public opinions? (closed-ended question, one answer, % of total respondents)

Table 1. Below are several statements about public opinion surveys. Which of the statements do you agree/disagree with? (closed-ended question, one answer, % of total respondents, “rather agree” answer)

	2005	2008	2014	2018
Public opinion surveys help better understand people’s opinion in their city, region, country; thanks to surveys the authorities can take into account public opinion when solving problems	84	76	77	78
The survey results are used by the government bodies, politicians, entrepreneurs to improve effectiveness of their activities	59	56	58	61
The survey results are often faked for the media to influence people’s opinions and to incline them toward certain behavior	-	-	-	53
The surveys are basically conducted by researchers for scientific knowledge	67	51	60	52
Surveys do not bring any benefit as no one takes them seriously; this sort of activity is just trendy	35	32	41	46
Most of organizations conducting surveys just make money fulfilling an order; it is nothing but commercial activity	40	44	45	42
Most of surveys are conducted to fish for information about people’s private life or property in order to misuse this information	16	16	22	17

HAPPINESS: WHAT MAKES RUSSIANS FEEL HAPPY

November 14, 2018

Based on subjective perceptions, the levels of happiness among Russians are still high (84%). According to the survey data, 32% say that happy people prevail among their relatives and friends; 16% say that unhappy people are dominant in their circle. As before, what makes Russians happy is family.

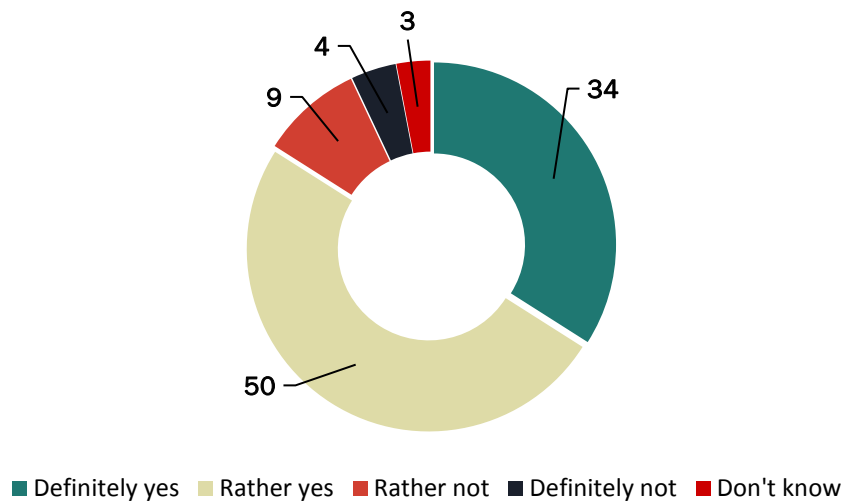


Figure 3. Anything can happen in life: there are good and bad things. Speaking in general, are you happy or not? (closed-ended question, one answer per each line, %)

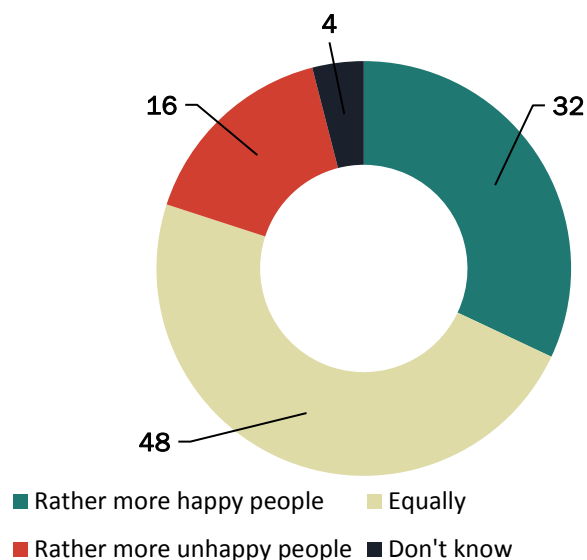


Figure 4. In your opinion, are there more happy or unhappy people among your friends and relatives? (closed-ended question, one answer, %)

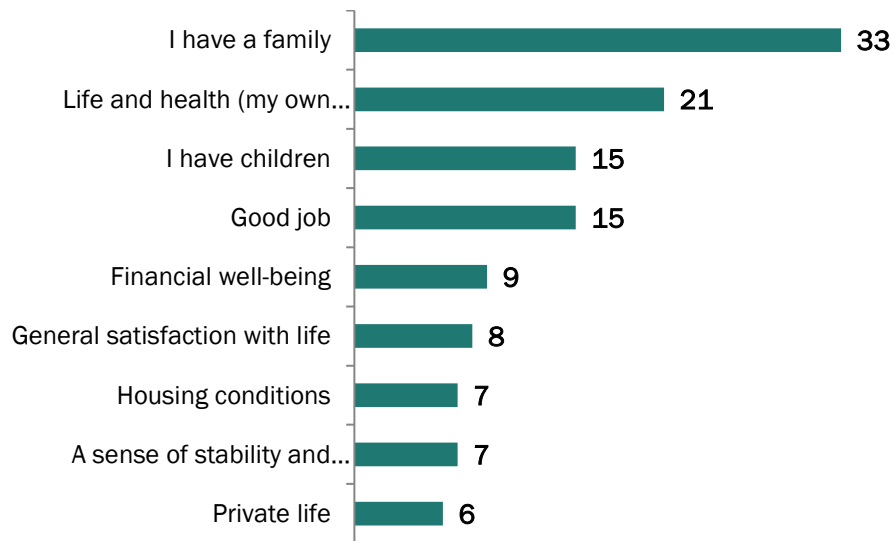


Figure 5. If you feel happy, can you tell us what makes you happy? (*open-ended question, not more than 5 answers, %, top informative answers*)

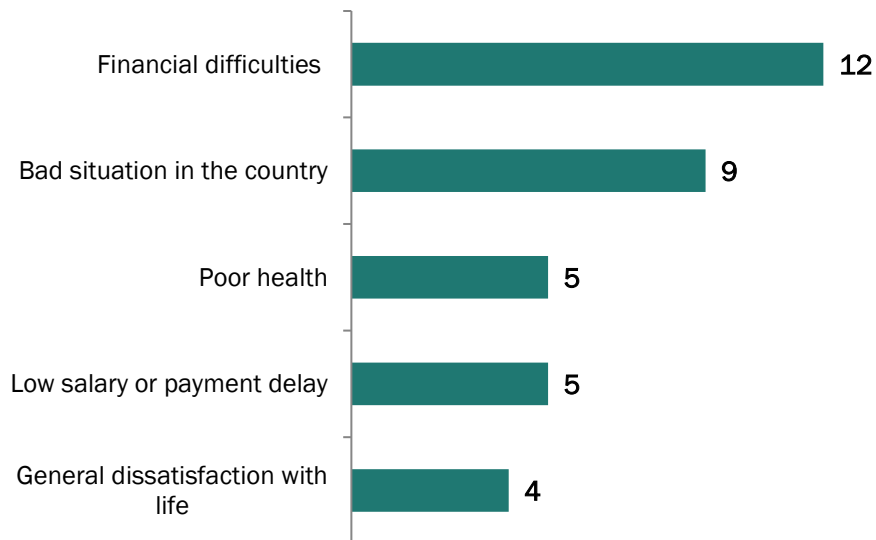


Figure 6. If you DO NOT feel happy, can you tell us why? (*open-ended question, not more than 5 answers, %, top informative answers*)

CULTURE AND HISTORICAL MEMORY

Assigning names to Russian airports

ASSIGNING NAMES TO RUSSIAN AIRPORTS

from October 31st to November 8th, 2018

In the third round of the Great Names of Russia competition the Russians were offered 389 names of famous compatriots to choose from for their regional airports. Russians prefer aviators, spacemen and military men to any other professional sphere. Generally, in any regions the votes are given to personalities known all across Russia, whereas the residents of ethnic republics and northern regions tend to support their local personalities.

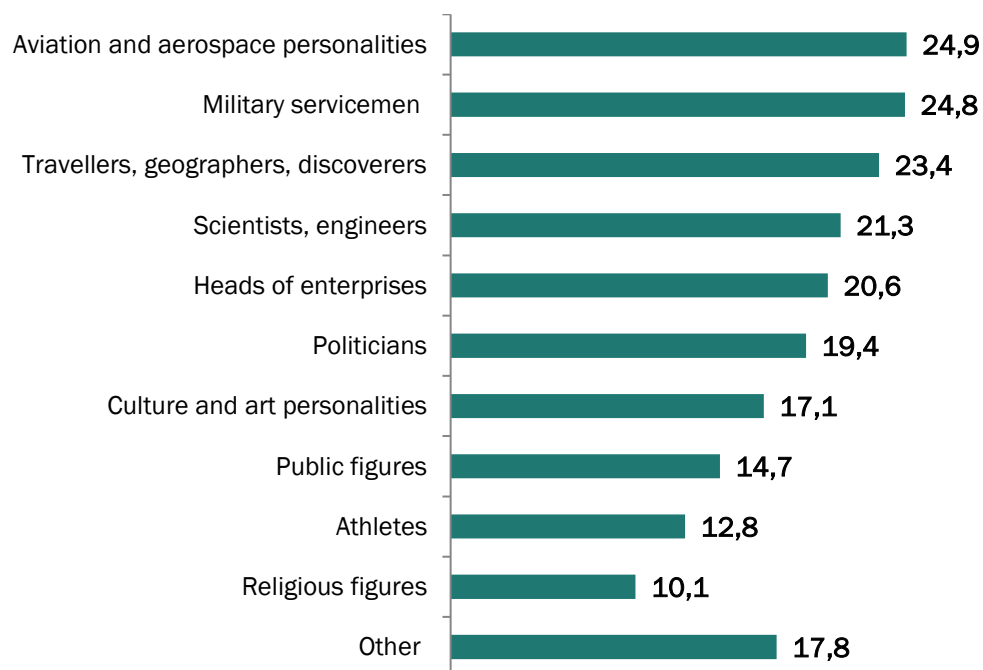


Figure 1. Now I will read the list of the names for you to choose the ones that suit best for the international airport [airport's name]. Up to three answers are possible (*% of respondents, AVERAGE share of respondents supporting one personality in a sphere*)

Table 1. Now I will read the list of the names for you to choose the ones that suit best for the international airport [airport's name]. Up to three answers are possible (*% of respondents, top 10 airports*)

	Number of airports to be named after this person	Average support level
Zhukov Georgy Konstantinovich	5	45
Tupolev Andrey Nikolaevich	5	37
Mendeleev Dmitry Ivanovich	5	27
Korolev Sergey Pavlovich	4	41

Peter the Great	4	34
Salmanov Farman Kurban Ogly	4	24
Pushkin Alexander Sergeyeovich	4	21
Muravyov-Amursky Nikolay Nikolaevich	3	42
Nevelskoy Gennady Ivanovich	3	41
Catherine the Great	3	26
Chekhov Anton Pavlovich	3	23
Vasilevsky Alexander Mikhailovich	3	17
Tchaikovsky Pyotr Ilyich	3	12
Lermontov Mikhail Yuryevich	2	73
Chkalov Valery Pavlovich	2	60
Tsiolkovsky Konstantin Eduardovich	2	53
Lomonosov Mikhail Vasilyevich	2	46
Suvorov Alexander Vasilyevich	2	46
Filipenko Alexander Vasilyevich	2	43
Pokryshkin Alexander Ivanovich	2	40