

## **OPINION MONITORING: MAY – JUNE 2020**

VCIOM-Sputnik daily survey results. The survey method is stratified dual-frame sample consisting of telephone interviews. The sample is based on a complete list of landline and mobile phone numbers operating in Russia and involves 1,600 persons. The data were weighted for the probability of selection and reflect social and demographic characteristics. The margin of error at a 95% confidence level does not exceed 2,5%. In addition to sampling error, minor changes in question wording and different circumstances arising during the fieldwork can introduce bias into the survey.

### **CONTENTS**

#### **POLITICS**

CENTRAL ELECTION COMMISSION AND PUBLIC OPINION

AMENDMENTS TO THE CONSTITUTION: OPINIONS BY SUPPORTERS OF THE MAJOR PARTIES

VOTE ON AMENDMENTS TO THE CONSTITUTION: VCIOM'S EXIT POLL RESULTS

#### **SOCIAL AND ECONOMIC PROBLEMS**

VACCINATION AGAINST COVID-2019: PROSPECTS AND EXPECTATIONS

ENVIRONMENTAL SITUATION AND WASTE MANAGEMENT: A TRACKING SURVEY

## POLITICS

### CENTRAL ELECTION COMMISSION AND PUBLIC OPINION

#### AMENDMENTS TO THE CONSTITUTION: OPINIONS BY SUPPORTERS OF THE MAJOR PARTIES

#### VOTE ON AMENDMENTS TO THE CONSTITUTION: VCIOM'S EXIT POLL RESULTS

### CENTRAL ELECTION COMMISSION AND PUBLIC OPINION

May 29 and June 15, 2020

A majority of Russians (88%) are aware of the existence of the Central Election Commission. Thirty-six percent of Russians consider that the CEC is the main body that supervises the observance of the electoral rights of the citizens; 33% believe that the CEC plays an important role in observing the electoral rights of citizens along with other bodies. Most of respondents say that the CEC is coping well with the tasks (71–75%). Most of those who are going to go to the polling stations say that people will go there voluntarily (82%). Only 14% say that the majority of Russians will come to vote at someone's bidding. The results of the vote will be trustworthy according to 42% of respondents who say they are willing to go to the polling station. Twenty-four percent of Russians are confident that vote rigging might take place on the spot; however they do not think this may have any impact on the final result. A quarter of respondents (25%) say the election results cannot be trustworthy.

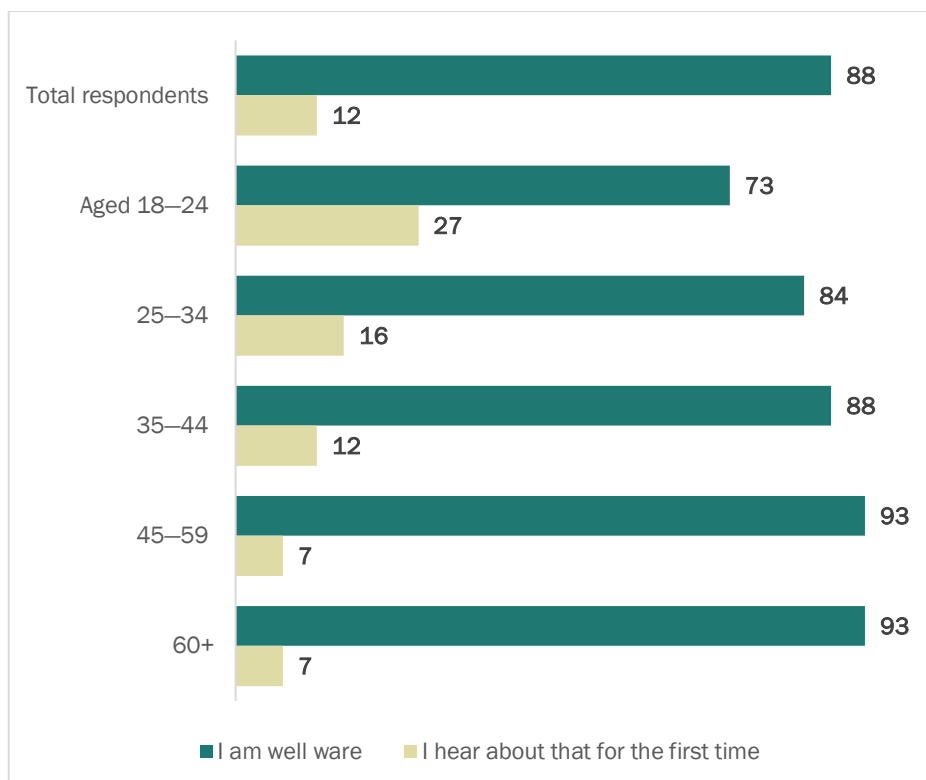


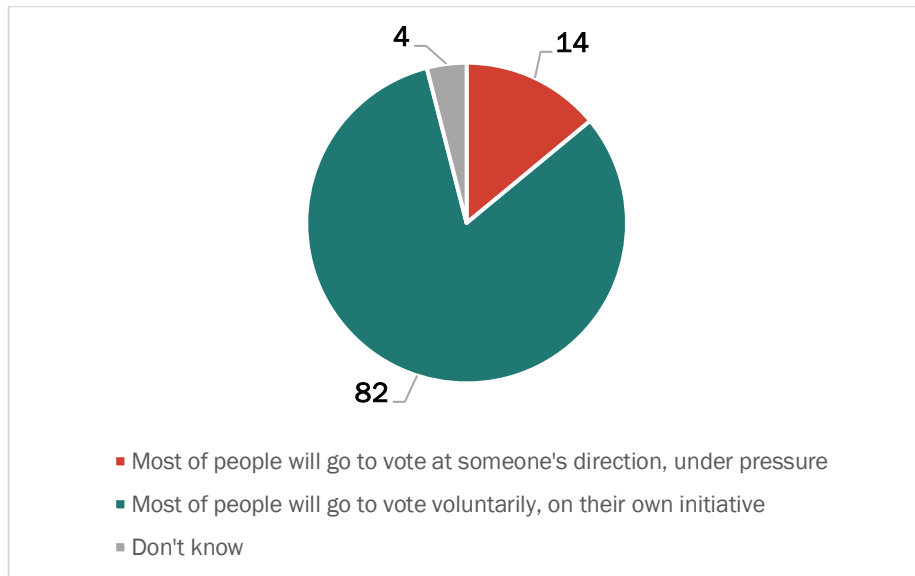
Fig. 1. Are you aware of the existence of a body called the Central Election Commission (CEC)? (May 2020, closed-ended question, one answer, % of total respondents)

**Table 1.** In your opinion, what role does the CEC play in observing the electoral rights of citizens? (May 2020, closed-ended question, one answer, % of total respondents)

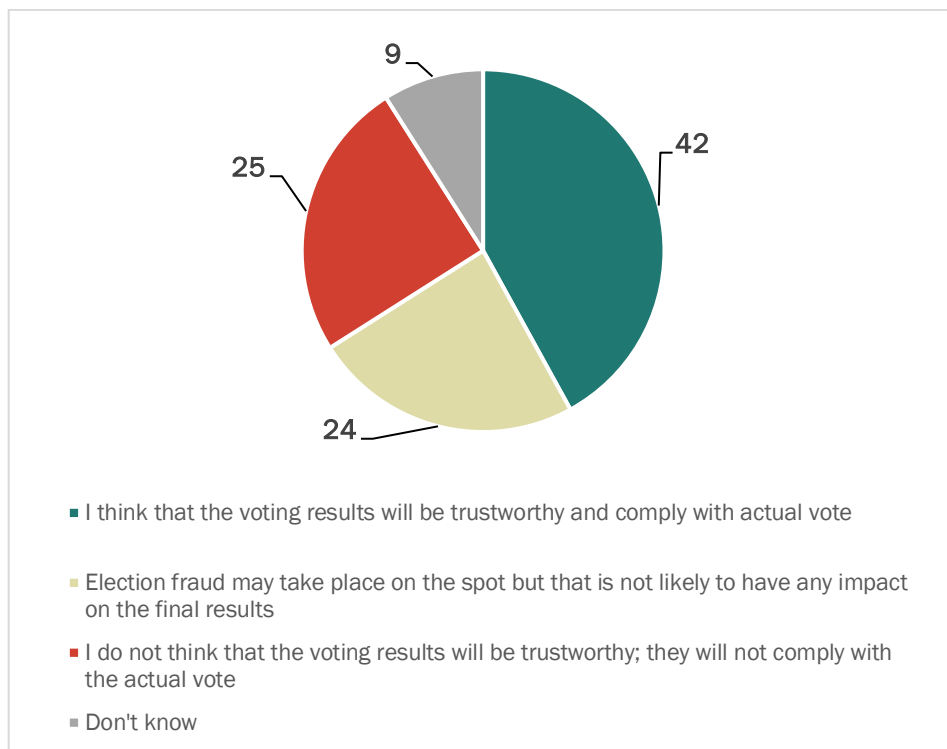
	Total respondents	I always go to vote	I go to vote occasionally	I never go to vote	Don't know
CEC is the main body which observes the electoral rights of citizens	36	43	33	17	34
CEC plays an important role in ensuring the electoral rights of citizens along with other bodies	33	32	36	21	40
CEC does not play any substantial role in ensuring the electoral rights of citizens	21	16	20	46	5
Don't know	10	9	11	16	21

**Table 2.** In your opinion, how is the CEC performing the following tasks? If you know nothing about that or find it hard to assess its work, just say so. (May 2020, closed-ended question, one answer, % of total respondents)

	Well performed	Poorly performed	Those who are unaware of the CEC / Don't know
Informing Russians about the elections	75	8	17
Informing Russians about the election date	74	6	20
Informing Russians about possible ways to vote	73	10	17
Informing Russians about the organization of the electoral process, location of polling stations	71	11	18



**Fig. 2. Some people think that most of people are taking part in the vote on the Constitutional amendments voluntarily, i.e. on their own initiative. Others believe that most of people will go to the polling station at someone's direction, under force. Which statement do you most agree with?** (closed-ended question, one answer, % of those who say they are going to take part in the vote)



**Fig. 3. Which statement are you more likely to agree with?** (closed-ended question, one answer, % of those who say they are going to take part in the vote)

## AMENDMENTS TO THE CONSTITUTION: OPINIONS BY SUPPORTERS OF THE MAJOR PARTIES

June 2, 2020

Sixty-seven percent of Russians are going to take part in the nationwide vote on the constitutional amendments on July 1, 2020. Seventy-eight percent of United Russia supporters, 74% of A Just Russia supporters, 71% of KPRF supporters, and 64% of LDPR supporters say they are going to vote. Despite a KPRF's call to vote against the amendments its electorate is almost divided in half, with those in favor of the amendments being dominant: 43% support the amendments; 39% are against them. The opinion polarization is only marked among the communist electorate; the remainder electorates appear to be more homogenous.

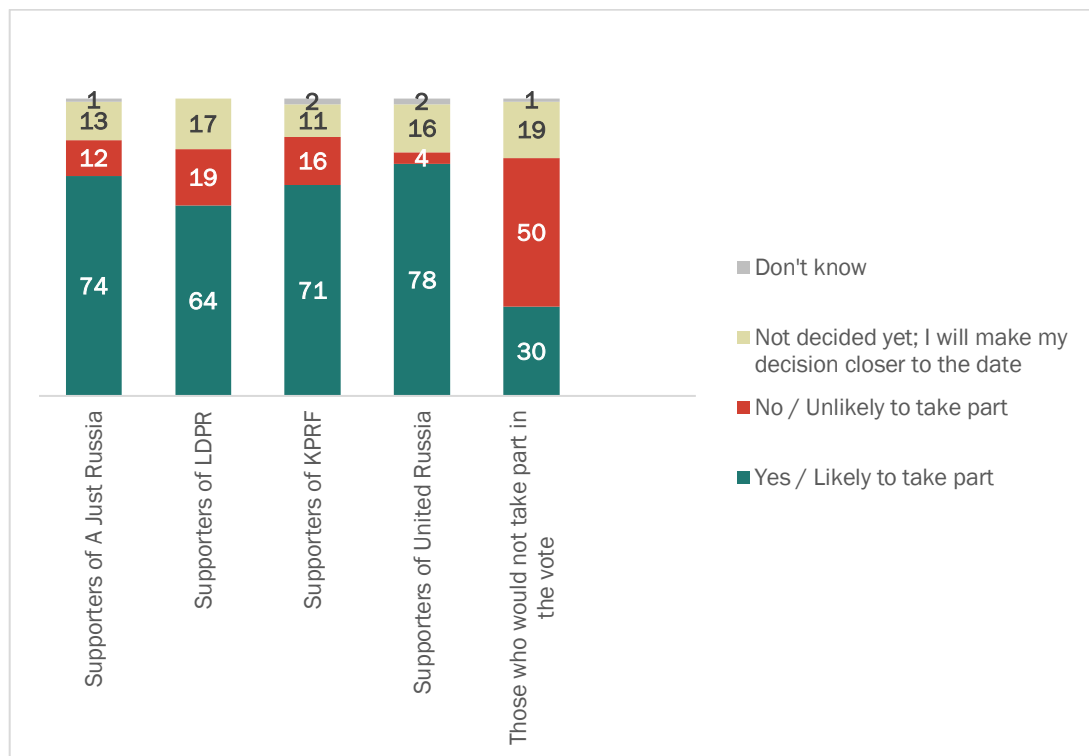
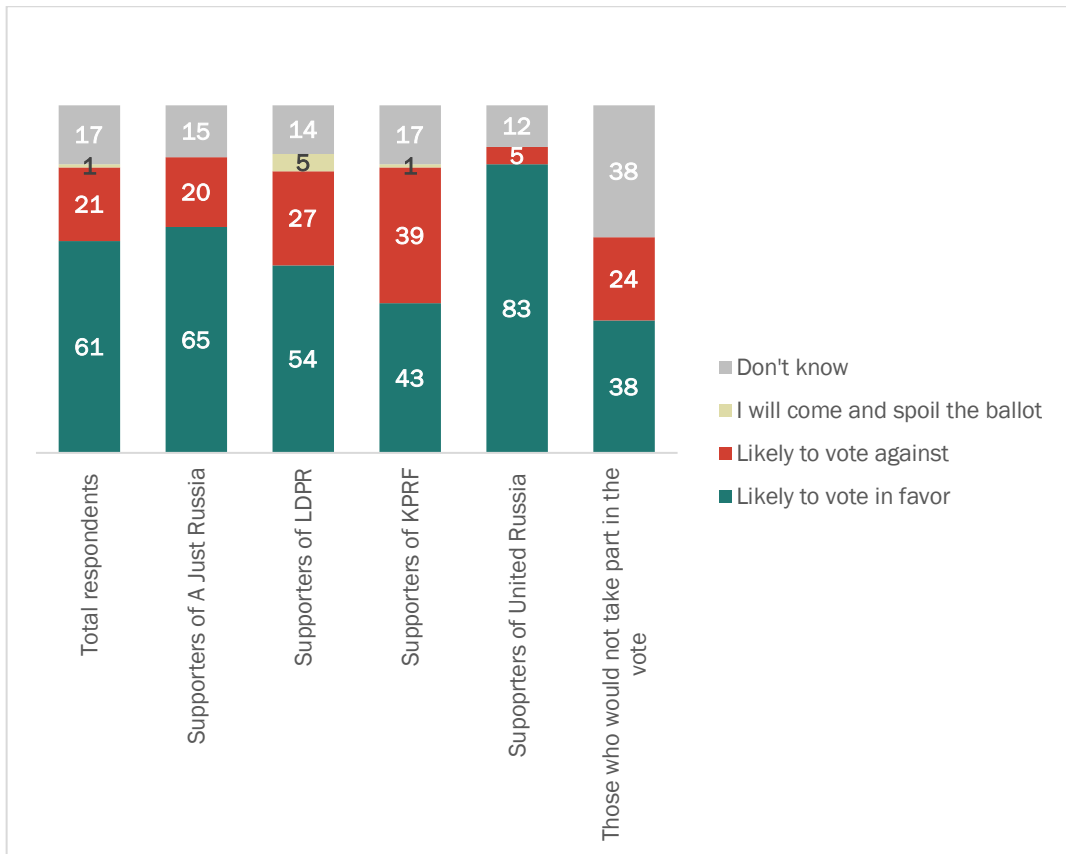


Fig. 4. *Are you going to take part in the nationwide vote on the constitutional amendments on July 1?* (closed-ended question one answer, % of total respondents)



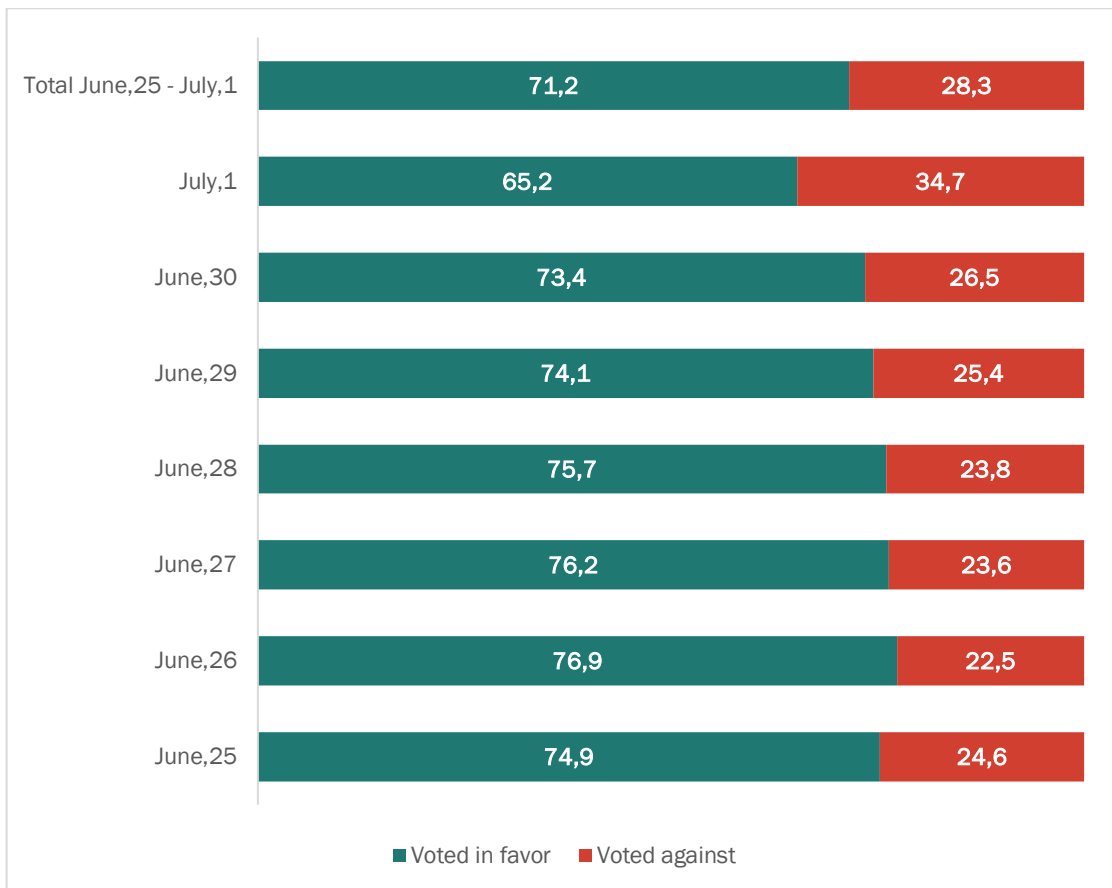
**Fig. 5. If you take part in the nationwide vote on the constitutional amendments, are you likely to vote in favor or against the proposed amendments? (closed-ended question, one answer, % of those willing to take part)**

## VOTE ON AMENDMENTS TO THE CONSTITUTION: VCIOM'S EXIT POLL RESULTS

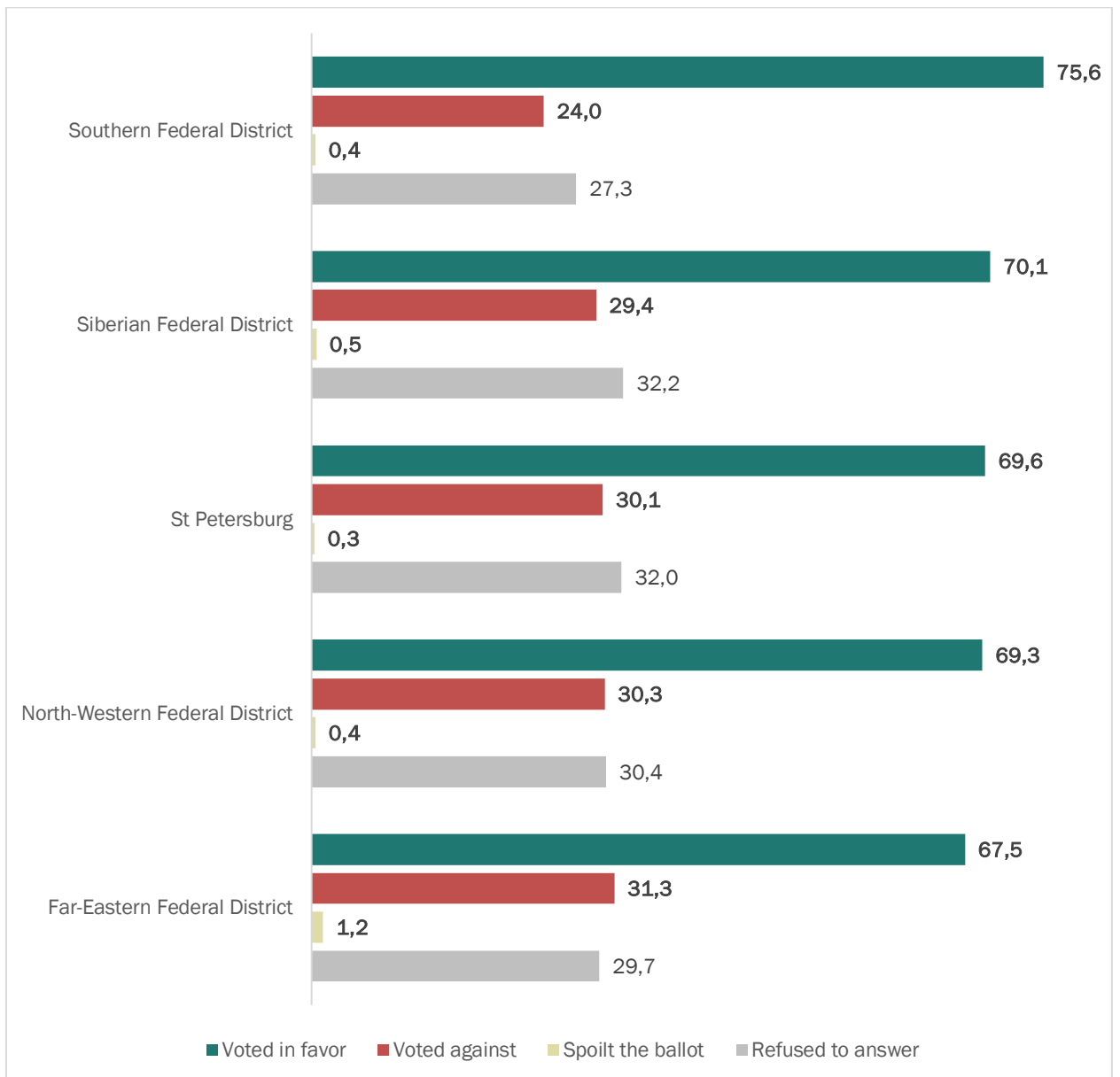
July 1, 2020

The VCIOM's exit poll results<sup>1</sup> suggest that among those who agreed to be interviewed 71.2% voted in favor of the amendments. According to the exit poll data, 28.3% of Russians voted against. The highest shares of those who voted “for” are in the Southern Federal District (75.6% “for”; 24% “against”), the Siberian Federal District (70.1% vs 29.4%), in St Petersburg (69.6% v 30.1%), the North-Western Federal District (69.3% vs 30.3%), and the Far-Eastern Federal District (67.5% vs 31.3%).

<sup>1</sup> VCIOM' exit poll survey was commissioned by the Expert Institute of Social Studies. The survey took place at 800 polling stations in 25 subjects of the Russian Federation. Interviewers asked the voters to take part in an anonymous survey as they leave the polling station. The question was to reveal whether the person voted “for” or “against” the amendments to the constitution. A total of 445,345 persons took part in the survey; 69.9% answered the question; 30.1% refused to answer.



*Fig. 6. Did you vote in favor or against the amendments to the constitution? (closed-ended question, one answer, % of those who gave an answer; percentage of spoiled ballots (0.1% – 0.6%) is not shown)*



*Fig. 7. Did you vote in favor or against the amendments to the constitution? (closed-ended question, one answer, % of those who gave answers; exit poll results across Russia as of July 1)*



## SOCIAL AND ECONOMIC PROBLEMS

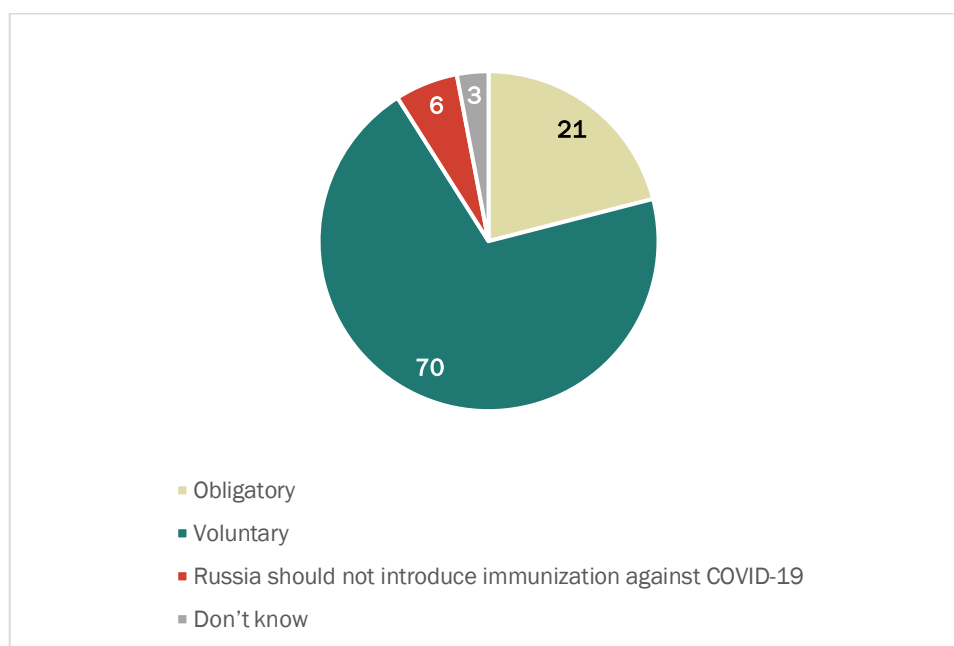
### VACCINATION AGAINST COVID-2019: PROSPECTS AND EXPECTATIONS

### ENVIRONMENTAL SITUATION AND WASTE MANAGEMENT: A TRACKING SURVEY

## VACCINATION AGAINST COVID-2019: PROSPECTS AND EXPECTATIONS <sup>2</sup>

May 13, 2020

Vaccination against the coronavirus must be voluntary, a 70% majority says. One in five (21%) are in favor of mandatory vaccination in case the vaccine proves successful. More than half of Russians (59%) are potentially interested in getting vaccinated; every fourth (26%) would willingly agree to get vaccinated. Those who are more likely to be eager to get vaccinated against COVID-19 are men (63%), young people aged 18–24 (68%) and respondents aged 45 and older (63% of those aged 45–59 and 70% of those aged 60+). Among those who do not oppose getting vaccinated against COVID-19, 47% would opt for a domestically produced vaccine; 12% would choose a foreign one; more than one-third of respondents say the manufacturing country does not matter to them (37%).

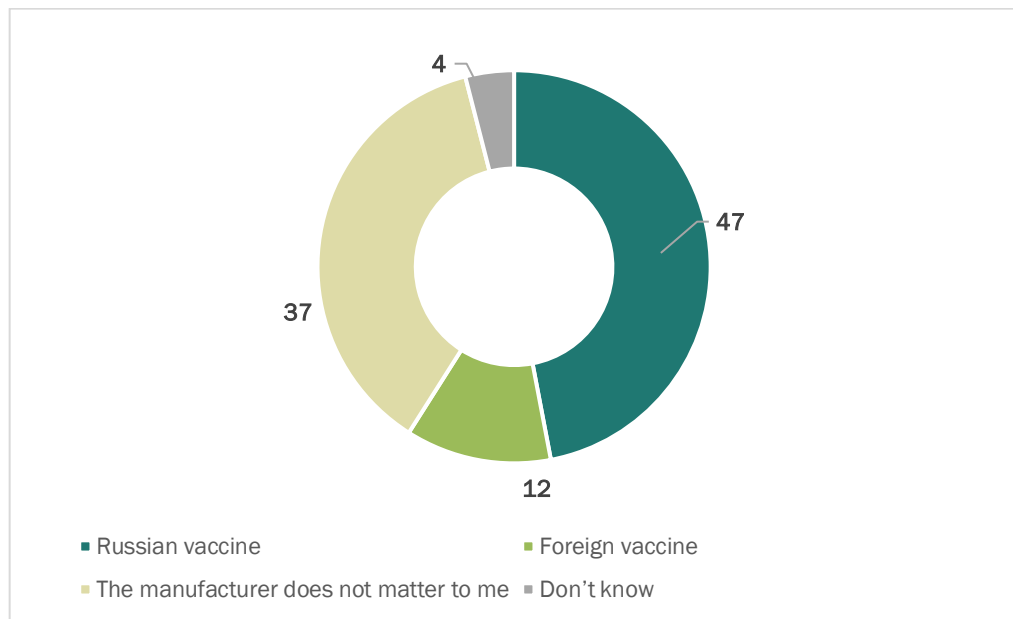


**Fig. 1. Today many laboratories are working to produce a vaccine against COVID-19. In your opinion, should Russia introduce immunization against COVID-19 if a vaccine proves effective? If you think Russia should, would you like it to be voluntary or obligatory?** (closed-ended question, one answer, % of total respondents)

<sup>2</sup> The survey was commissioned by Octagon Media. VCIOM expert solution “Public Social Research” was used in the project.

**Table 1.** If a vaccine against COVID-19 appears in Russia, will you and your family oppose or accept vaccination? (closed-ended question, one answer, % of total respondents)

	Total respondents	Men	Women	Aged 18-24	25-34	35-44	45-59	60 and over
I/my family would definitely accept this vaccination	26	30	21	30	18	19	25	35
I/my family is likely to accept this vaccination	33	33	30	38	29	27	38	35
I/my family is likely to oppose this vaccination	18	14	21	16	26	24	15	11
I/my family would definitely oppose this vaccination	17	17	17	13	21	25	14	13
Don't know	6	5	7	2	6	5	7	7



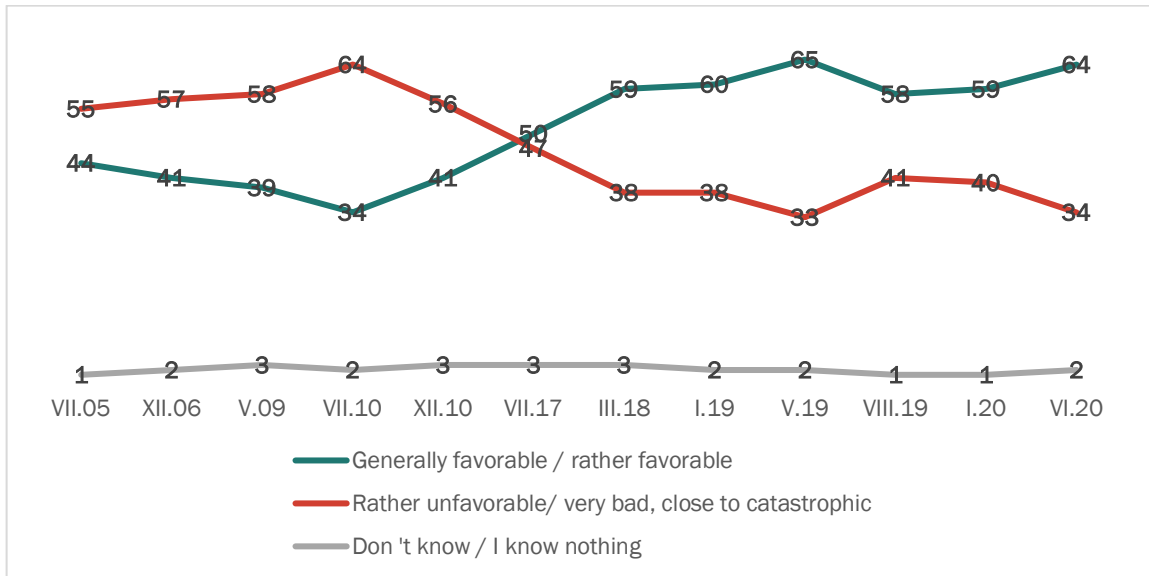
**Fig. 2.** If you are to choose the vaccine manufacturer, which one would you choose – a Russian manufacturer or a foreign one? (closed-ended question, one answer, % of those who definitely accept or are likely to accept vaccination against COVID-19 –59% of respondents)

## ENVIRONMENTAL SITUATION AND WASTE MANAGEMENT: A TRACKING SURVEY

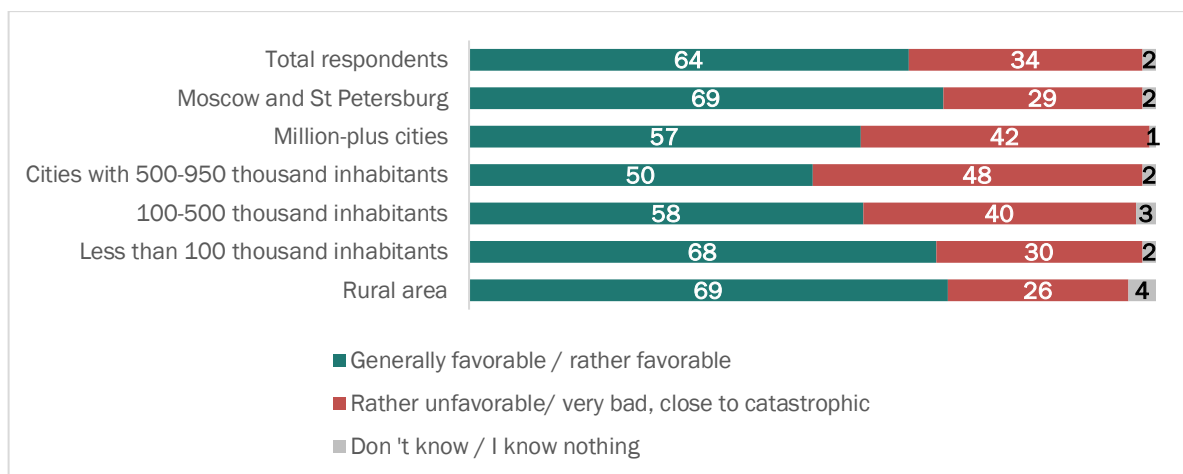
June 3, 2020

Almost two-thirds of Russians consider the environmental situation in their place of residence as generally favorable or rather favorable (64%; +5 p.p., compared to January 2020). Those who think so are mainly residents of Moscow and St Petersburg (69%), rural

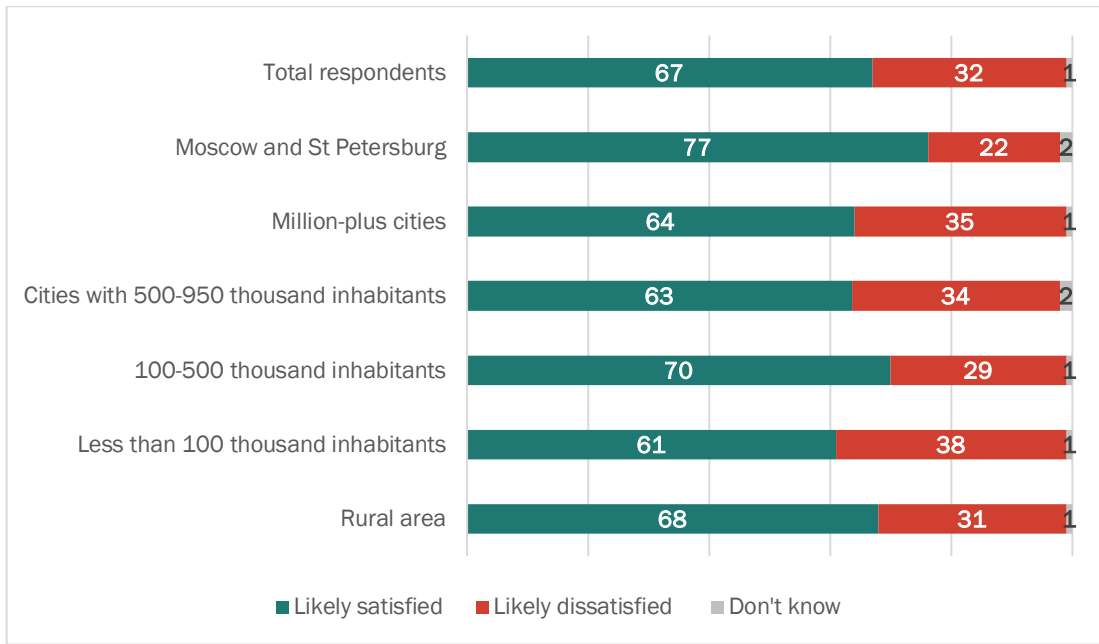
area (69%) and cities with less than 100 thousand inhabitants (68%). Thirty-four percent of respondents consider the environmental situation in their region as unfavorable. In addition, two-thirds of Russians say they are satisfied with the waste collection and disposal in their locality (67%). They are often residents of Moscow and St Petersburg (77%). Thirty-two percent of Russians are unlikely to be satisfied with the waste collection and removal.



**Fig. 3. How would you assess the environmental situation in your city/town/locality?**  
(closed-ended question, one answer, % of total respondents)



**Fig. 4. How would you assess the environmental situation in your city/town/locality?**  
(closed-ended question, one answer, % of total respondents)



**Fig. 5. Let us talk about your city (settlement, village). Are you satisfied with the household waste collection and removal in your city (settlement, village)?** (closed-ended question, one answer, % of total respondents)